

**SYM**

GTS EVO

WA-15942/3

**ATTENTION**

Vous devez faire monter votre tablier par un professionnel. Votre tablier peut modifier le comportement de votre scooter, ainsi que votre pilotage, en conséquence vous devez réduire votre vitesse. Avant chaque départ, vous devez vérifier que votre tablier est correctement monté, et notamment qu'aucune sangle ne gêne votre pilotage, ni le bon fonctionnement de votre scooter.

**ATTENTION**

You should have your scooter hood fixed by a professional. The application of this hood may cause alterations to the scooter's handling, as well as your driving. As a result of this you should reduce your speed before each journey. You should verify that the hood is correctly mounted and positioned and notably that no straps interfere with your driving position or the functioning of your scooter.

**ATENCIÓN**

Usted debe hacer montar su peto de protección por un profesional. Su peto de protección puede modificar el comportamiento de su scooter así como el pilotaje; en consecuencia usted debe reducir la velocidad.

Antes de cada salida, usted debe verificar que su peto de protección está correctamente montado, y sobre todo que ninguna cincha moleste el pilotaje ni el buen funcionamiento de su scooter.

**Attenzione**

Fate montare la copertina conducente da uno specialista. La copertina conducente potrebbe modificare il comportamento del veicolo, prestate attenzione e moderate la velocità.

Verificate il corretto fissaggio della copertina prima dell'utilizzo assicurandosi che le cinghie di fissaggio non siano da impedimento alla guida ed al corretto funzionamento dello scooter.

**Achtung!**

Bitte Montage der Kniedecke nur von einem autorisierten Fachhändler durchführen lassen. Da die Verwendung der Kniedecke Auswirkungen auf das Fahrverhalten Ihres Rollers haben kann, empfehlen wir Ihre Fahrgeschwindigkeit entsprechend anzupassen.

Um die Funktionalität des Rollers zu gewährleisten und eine Beeinflussung der Sitzposition zu verhindern, überprüfen Sie bitte vor jeder Fahrt die korrekte Montage der Kniedecke und die korrekte Verlegung der Fixierbänder!

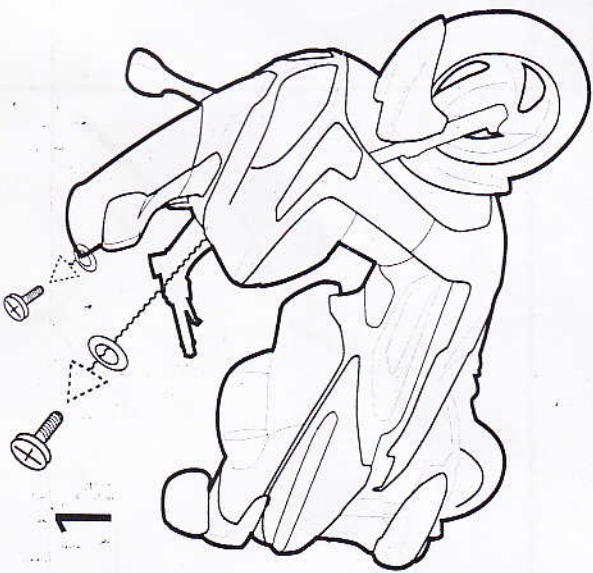
SYM/06/2010

**P1**

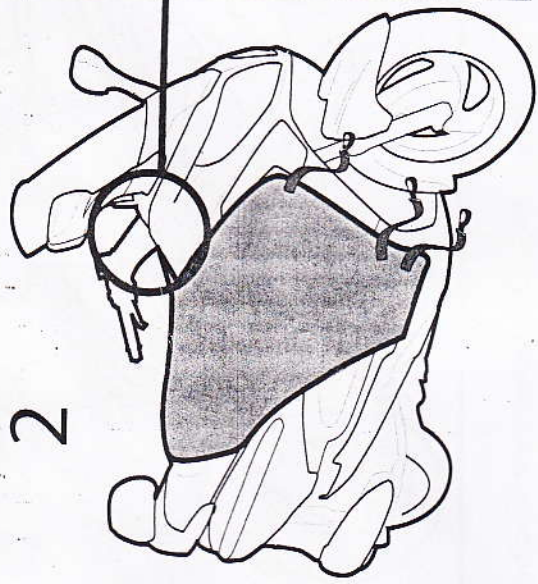




GTS EVO  
WA-15942/3



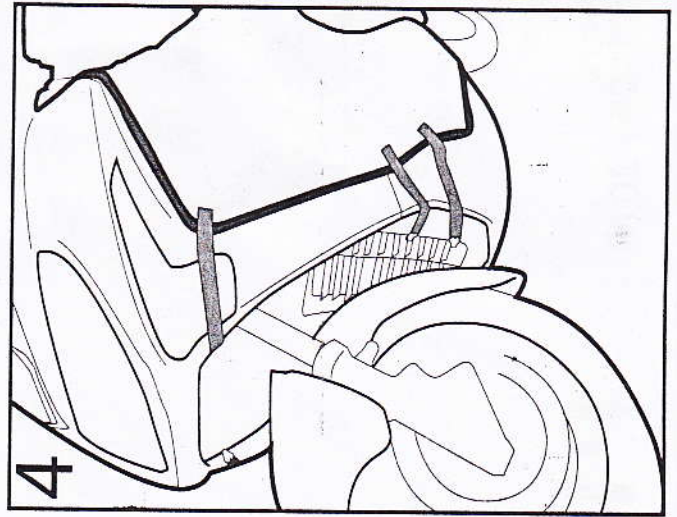
1



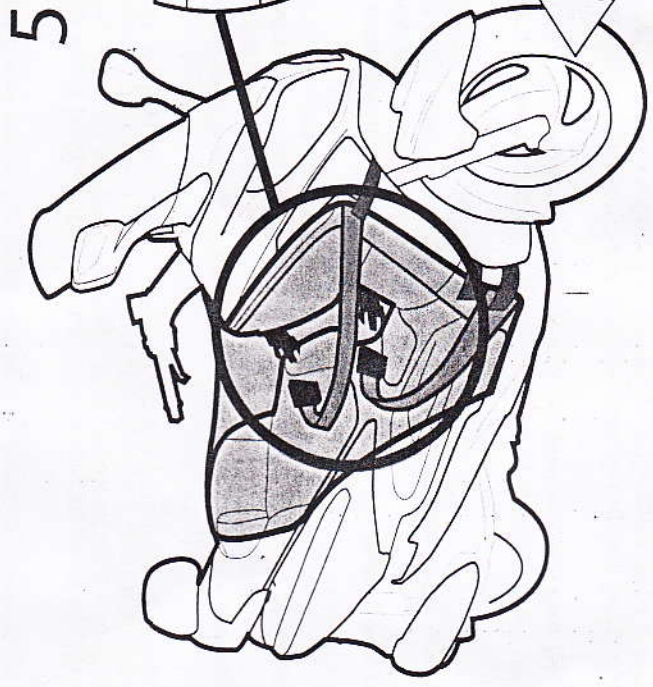
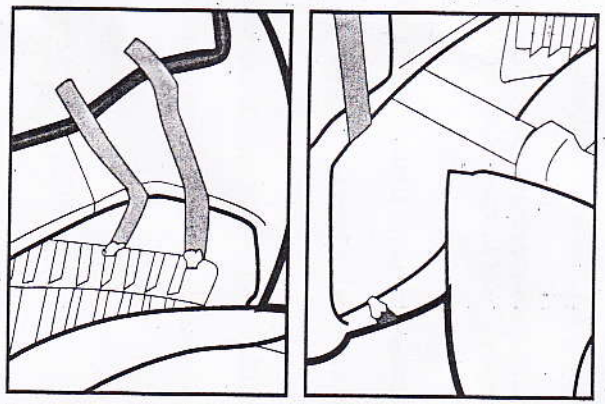
2



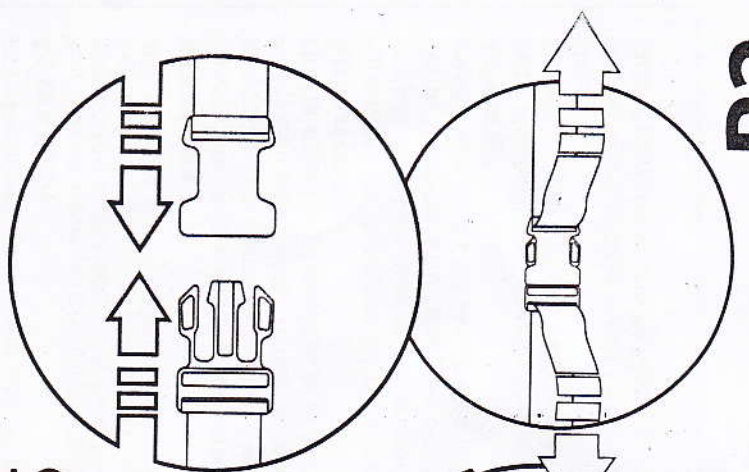
3



4



5



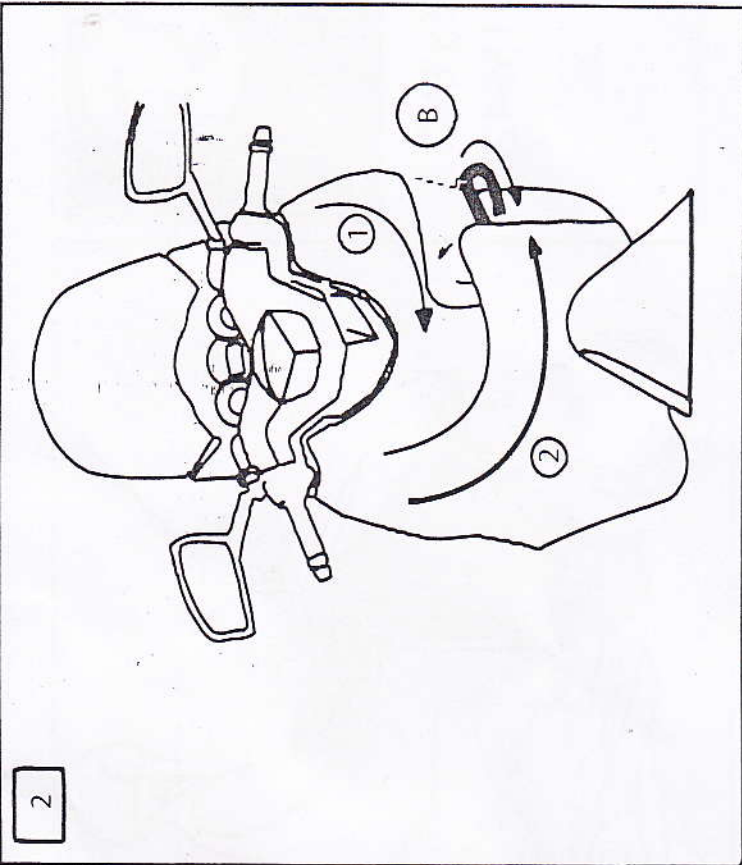
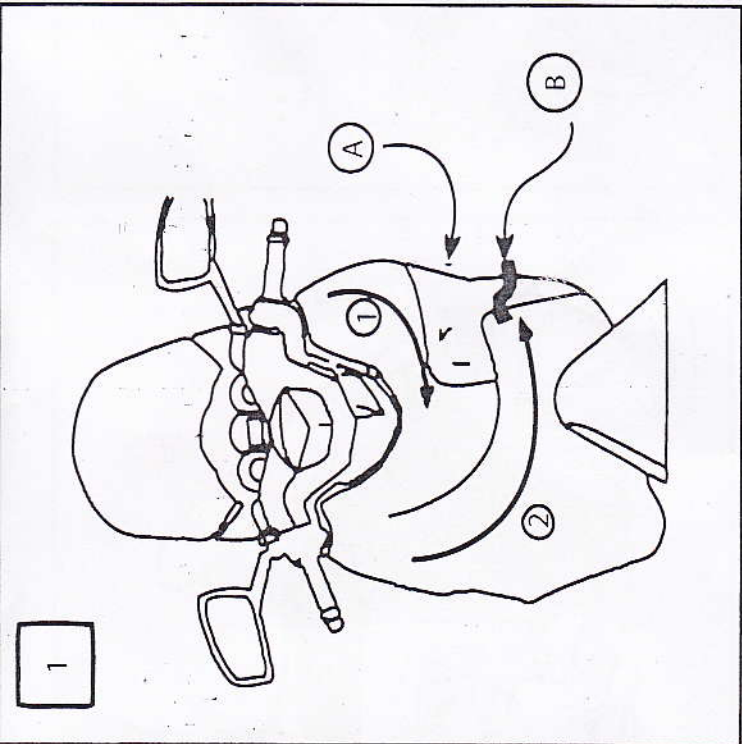




**SYM**

GTS EVO

WA-15942/3



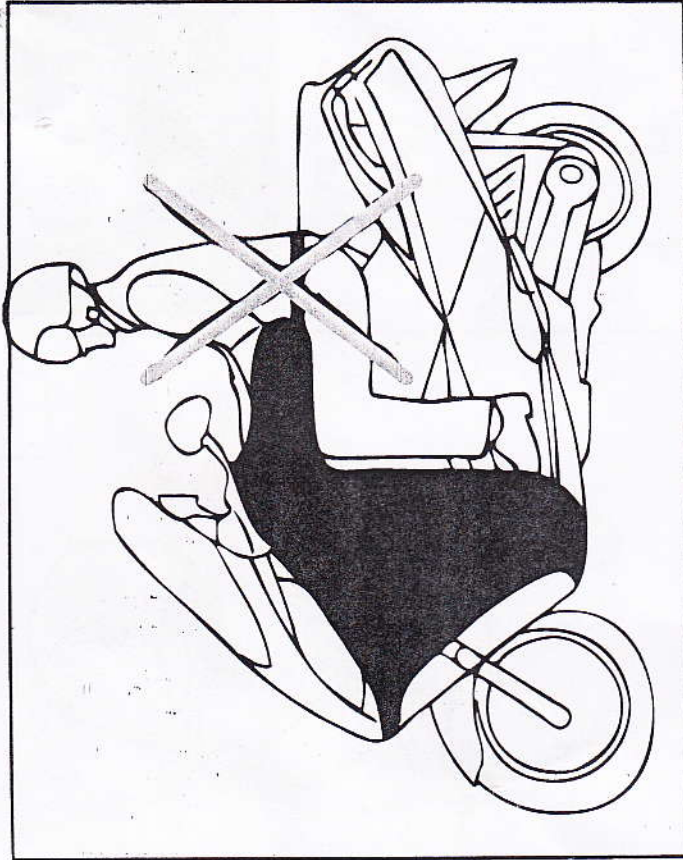
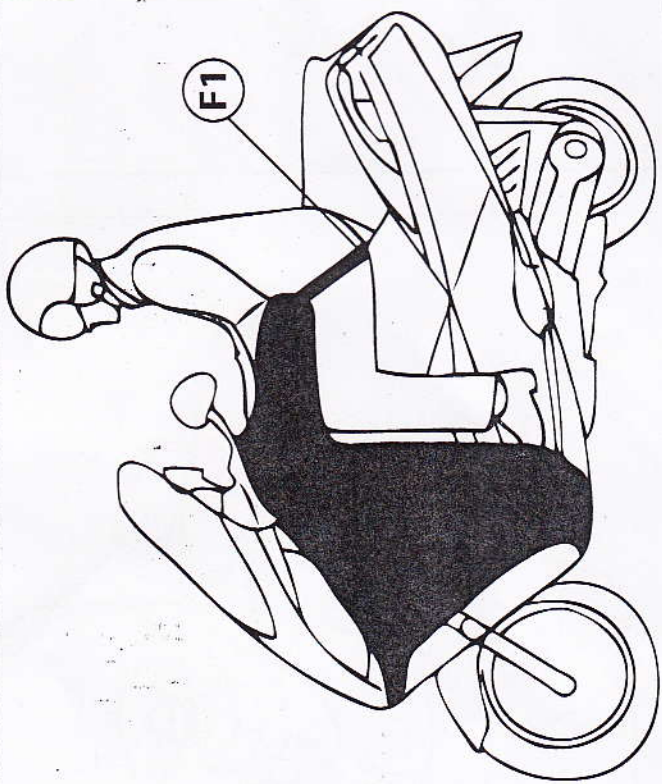




**SYM**

GTS EVO

WA-15942/3



SYM/06/2010

**P4**