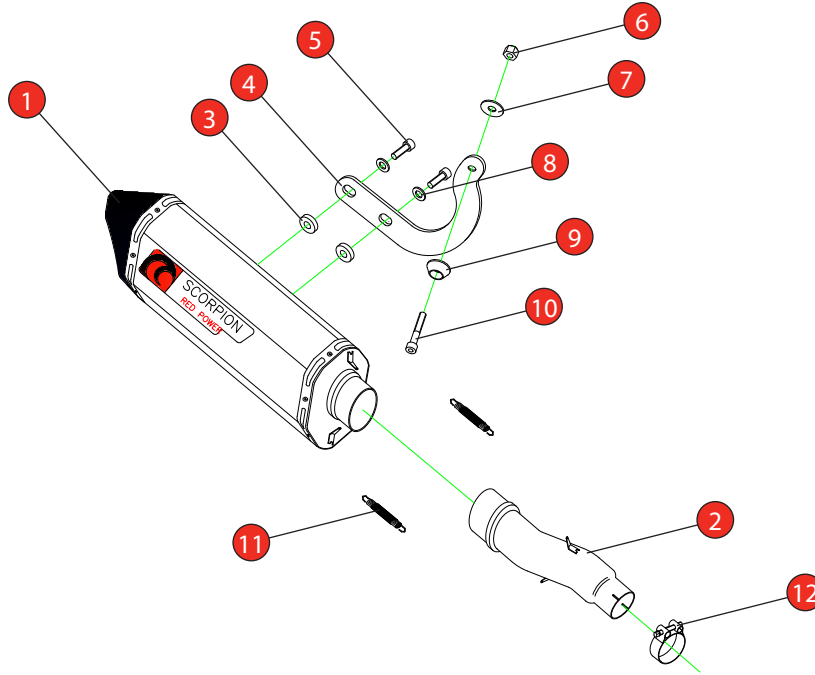


Bike	Honda X-ADV 750	Part No.	RHA-178
Year	2017-Current	Fit Kit	Z039.10613
Notes	Where not supplied use original fittings. The original gasket is not required when fitting this product.	dB Killer	Z038.10050 (TYPE W)


Estimated Fitting Time: 60 Minutes



NO.	PART NO.	DESCRIPTION	QTY
1	RSC413	Serket Parallel Silencer	1
2	CP958	Connecting Pipe	1
Fit Kit - Z039.10613			
3	Z026.20049	M8 x 5mm Alloy Spacer	2
4	Z007.31543	Mounting Bracket	1
5	Z017.10072	M8 x 20mm Cap Head Bolt	2
6	Z017.10062	M8 Nyloc Nut	1
7	Z017.10825	M8 x 25mm Washer	1
8	Z017.10831	M8 x 17mm Washer	2
9	Z026.20068	Alloy Bolt Finisher	1
10	Z017.10078	M8 x 50mm Cap Head Bolt	1
11	Z028.10030	Rubber Coated Spring	2
12	Z016.10008	43-47mm Clamp	1

E-MARK	e11 00523
DATE	06/10/17
ISSUE	00
AUTHORISED	M.Ydlibi

NOTE: ENSURE SCORPION SYSTEM IS CLEAR OF MOVING PARTS AND ALL ORIGINAL FUNCTIONS WORK CORRECTLY.



STAY CONNECTED TO RED POWER.

Bike	Honda X-ADV 750	Part No.	RHA-178
Year	2017-Current	Fit Kits	Z039.10613
Notes	Where not supplied use original fittings. The original gasket is not required when fitting this product.	dB Killer	Z038.10050 (TYPE W)




Remove the original exhaust and retain all parts and fittings.

A) Loosely mount the bracket behind the original mounting point.

B) Slide the clamp over the slotted end of the connecting pipe, then loosely fit the connecting pipe to the bike.

C) Fit the silencer to the connecting pipe.



D) Loosely fit the silencer to mounting bracket, ensuring the spacers and washer are in the correct place.

E) once happy with the alignment of the exhaust system tighten all fittings.

F) Fit the spring hoops to secure the fitting between the silencer and connecting pipe.



G) When fitted take bike for a short ride to ensure all functions are correct. Upon return allow the system to cool down before checking all fittings are still secure.



Bike	Honda X-ADV 750	Part No.	RHA-178
Year	2017-Current	Fit Kit	Z039.10613
Notes	Where not supplied use original fittings. The original gasket is not required when fitting this product.	dB Killer	Z038.10050 (TYPE W)

Estimated Fitting Time: 60 Minutes



Thank you for purchasing your Scorpion Silencer.

Care of your exhaust: Please refrain from cleaning silencer with heavy solvents or abrasives!

Vielen Dank Für den kauf eines Scorpion Schalldampfers! Pflegehinweis: Bitte verwenden Sie niemals Scheuermittel oder aggressive Reiniger zur Pflege Ihres Auspuffes!

Merci d'avoir choisi un echappement Scorpion.

Entretien de votre silencieux: Ne pas utiliser de solvants ou de produits abrasifs!

Muchas gracias por adquirir un Silencioso Scorpion. Le recomendamos no limpiar el silencioso con productos abrasivos o aquellos que contengan disolventes.



STAY CONNECTED TO RED POWER.